

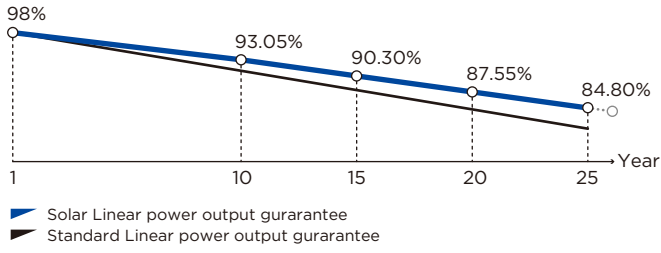
DHM-T60X10/FS(BW)
450~465W

Full Screen

No Dust and Dirt on the Surface Increase Power Generation

Quality Guarantee

- 12-year → Material & technology warranty
- 25-year → Linear power output warranty



Comprehensive Products & System Certificates



IEC 61215 / IEC 61730 / CE / FIDE / INMETRO
 ISO 45001: 2018/International standards for occupational health & safety
 ISO 14001: 2015/Standards for environmental management system
 ISO 9001: 2015/Quality management system

Low current, increase power generation
 1/3 design, lower current and lower loss

Increase power generation by 6.15%+
 Panel is capable to decrease power generation loss caused by Dust, reduce the hot spot risk.

Curved Surface 128° R Angle
 Reduce holding pressure by 75%+
 Curved Frame with ergonomic Design, optimized Delivery and Installation Experience.

Revolutionary Assembling Technology
 Using excellent frame assembling technology, Strong Adhesion, Durable in Use.

Excellent mechanical load capacity
 Certified by Dust-Sand, Salt-Mist, Ammonia etc. weather resistance tests and enhanced mechanical load: wind load (2400 Pa) and snow load (5400 Pa).

DHM-T60X10/FS(BW)

450~465W



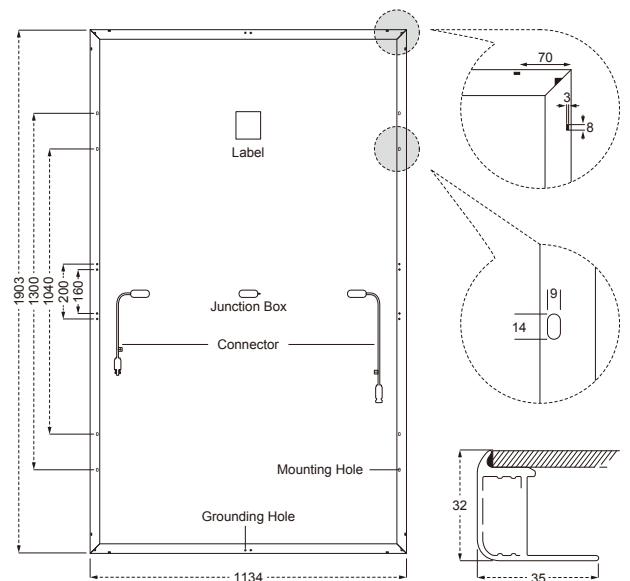
Mechanical Specification

Cable	4.0mm ² , 300/400mm in length,
(Including connector)	length can be customized
No.of Cells	180 (6×30)
Glass	3.2mm High Transmission, Antireflection Coating
Junction box	IP68, 3 Bypass Diodes
Connector	MC4 Compatible
Weight	23.5kg
Cells Type	Mono 182×60.7mm
Dimension (L×W×T)	1903×1134×32mm
Packing	34pcs/pallet, 816pcs/40HQ

Operating Parameters

Maximum system voltage	1500V DC
Operating Temperature	-40 ~ +85°C
Maximum series fuse rating	20A
Snow load, frontside/Wind load, backside	5400Pa/2400Pa
Nominal operating cell temperature	45°C±2°C
Application level	Class A

Design



STC — Electrical Characteristics

Module Type	DHM-T60X10/FS(BW)			
Maximum Power (Pmax/W)	450	455	460	465
Open-circuit Voltage (Voc/V)	62.0	62.2	62.4	62.6
Maximum Power Voltage (Vmp/V)	52.4	52.6	52.8	53.0
Short-circuit Current (Isc/A)	9.19	9.25	9.31	9.37
Maximum Power Current (Imp/A)	8.59	8.65	8.71	8.77
Module Efficiency (%)	20.85	21.08	21.32	21.55

Power Tolerance: 0~+5W, Temperature Coefficient of Isc: 0.05%/°C, Temperature Coefficient of Voc: -0.31%/°C, Temperature Coefficient of Pmax: -0.35%/°C

Standard Test Environment : Irradiance 1000W/m², Cell temperature 25°C, Spectrum AM1.5

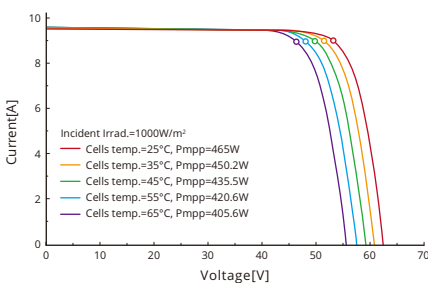
NOCT — Electrical Characteristics

Maximum Power (Pmax/W)	339	342	346	350
Open-circuit Voltage (Voc/V)	58.7	58.9	59.1	59.3
Maximum Power Voltage (Vmp/V)	49.6	49.8	50.0	50.2
Short-circuit Current (Isc/A)	7.41	7.46	7.51	7.56
Maximum Power Current (Imp/A)	6.82	6.87	6.92	6.97

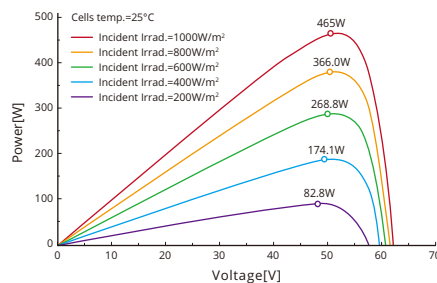
Standard Test Environment : Irradiance 800W/m², Ambient temperature 20°C, Spectrum AM1.5, Wind speed 1m/s

I-V Curve DHM-T60X10/FS(BW)-465W

Current-Voltage Curve



Power-Voltage Curve



Current-Voltage Curve

