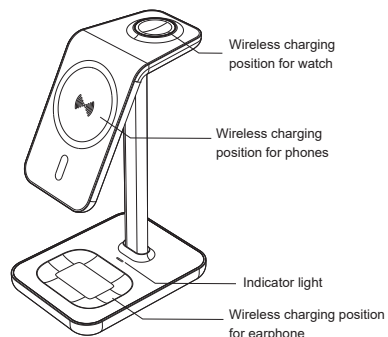


User Manual

Please read the instructions before using the product

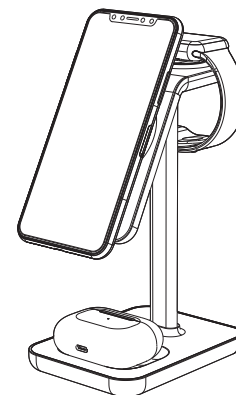
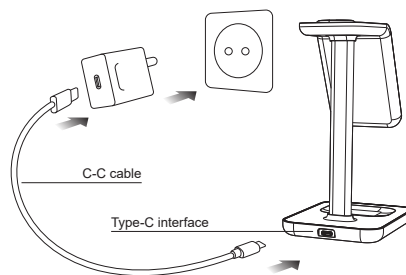


Parameter specification

Model: Q2M16
Input: 5V/3A, 9V/3A, 12V/2.5A
Mobile phone output: 15W Max
Earphone output: 5W Max
Watch output: 3W Max
Efficiency: ≥75%
Product size: 118.5*85.5*164 mm

Installation

1. Insert the power adapter into the socket.
2. Connect the USB cable to the power adapter.
3. Connect the cable to the wireless charger
4. Place your iPhone on the launch plate. The indicator light changes from White light pulses 3 times → White light on for 10 seconds → Light off. When you remove your phone the indicator light will switch to Light off. and the charger goes into standby mode.



Indicating status and protection function

1. Plugged in and receiving sufficient power: White light pulses 3 times → White light on for 10 seconds → Light off.
2. Standby: Light off.
3. Device charging: White light pulses for 10 seconds, then turns off
4. Fully charged: Light off.
5. Foreign object detected (FOD): Red light flashing.

Important notes

1. Please remove the protective case (except receiver case) when charging, to keep high efficiency.
2. Do not disassemble the charger or throw it into fire and water, to avoid causing a short circuit leakage.
3. Do not use wireless charger in severely hot, humid or corrosive environments, to avoid circuit damage and occurs leakage phenomenon.
4. Do not place stuff with magnetic strip or chip (ID card, bank cards, etc.) on wireless charging pad to avoid magnetic failure.
5. Please keep the distance at least 20cm between implantable medical devices (pacemakers, implantable cochlear, etc.) and the wireless charger, to avoid potential interference with the medical device.
6. Please take care of the children and ensure they won't play the wireless charger as a toy, to avoid unnecessary accidents.
7. It is better the mobile phones or other related machines don't set the vibration mode, as the vibration will cause deviation and effect the charging experience.
8. Please read the manuals carefully before charging, this product can not be ensured to be compatible with the functions of all the machines.

Warranty

There is one year guarantee for this product unless anthropogenic factor

Packing List

3 in 1 Magnetic Fast Wireless Charger
User Manual
C-C Cable

* The involved images are sketch maps, the final product as per the material subjects.