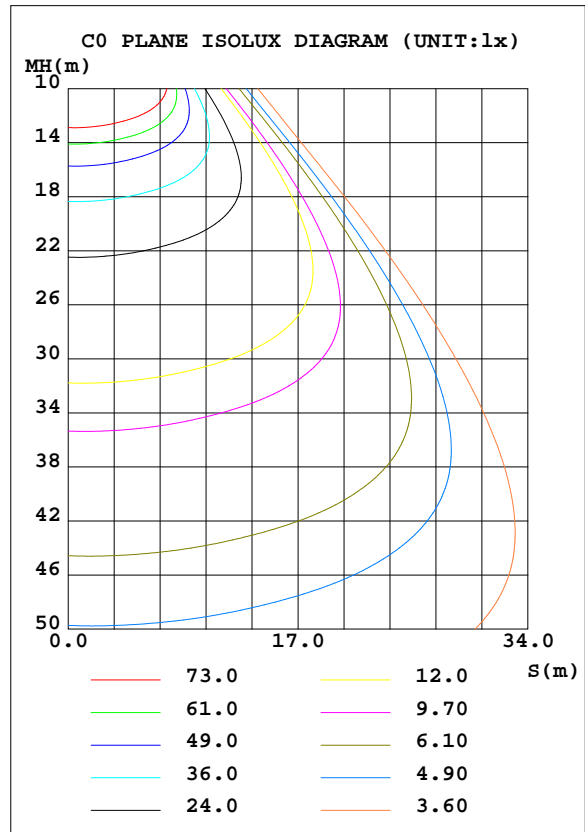
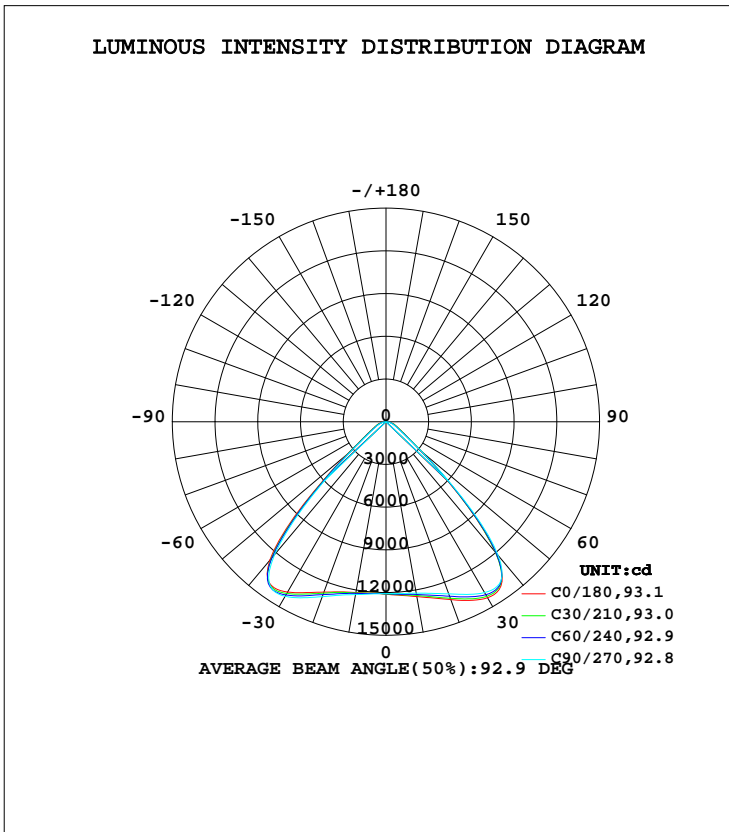


LUMINAIRE PHOTOMETRIC TEST REPORT

Test:U:230.0V I:0.8608A P:194.7W PF:0.9837 Freq:50.01Hz Lamp Flux:28692.9x1 lm		
NAME: 200W-DALI 5000K	TYPE:	WEIGHT:
SPEC.:	DIM.:	SERIAL No.:
MFR.:	SUR.:	Shielding Angle:

DATA OF LAMP		PHOTOMETRIC DATA Eff: 147.35 lm/W			
MODEL	200W	I <sub>max</sub> (cd)	14407	S/MH(C0/180)	1.40
NOMINAL POWER(W)	200	LOR(%)	100.0	S/MH(C90/270)	1.38
RATED VOLTAGE(V)	230	TOTAL FLUX(lm)	28693	η UP, DN(C0-180)	0.4,49.5
NOMINAL FLUX(lm)	28692.9	CIE CLASS	DIRECT	η UP, DN(C180-360)	0.4,49.7
LAMPS INSIDE	1	η up(%)	0.8	CIBSE SHR NOM	1.25
TEST VOLTAGE(V)	230	η down(%)	99.2	CIBSE SHR MAX	1.35



C Range: 0 - 360DEG  
 C Interval: 30.0DEG  
 Test Speed: HIGH  
 Temperature:24.5DEG  
 Operators:  
 Test Date:2018-07-24

γ Range: 0 - 180DEG  
 γ Interval: 1.0DEG  
 Test System:EVERFINE GO-2000A\_V1 SYSTEM V2.0.361  
 Humidity:47.5%  
 Test Distance:10.410m [K=1.0000]  
 Remarks:

ZONAL FLUX DIAGRAM

ZONAL FLUX DIAGRAM:

γ	C0	C45	C90	C135	C180	C225	C270	C315	γ	Φ zone	Φ total	%lum, lamp
10	1247	1235	1223	1214	1218	1222	1232	1239	0- 10	1163	1163	4.05,4.05
20	1329	1311	1286	1274	1273	1287	1307	1325	10- 20	3579	4742	16.5,16.5
30	1427	1409	1386	1381	1381	1399	1415	1432	20- 30	6278	11020	38.4,38.4
40	1198	1201	1224	1250	1269	1249	1215	1200	30- 40	8621	19641	68.5,68.5
50	323.7	328.0	327.7	331.7	353.8	338.0	310.8	309.9	40- 50	5796	25437	88.7,88.7
60	117.9	111.8	102.0	111.6	119.6	112.8	102.0	111.4	50- 60	1645	27082	94.4,94.4
70	67.22	60.98	53.20	60.67	66.73	60.93	53.04	61.49	60- 70	817.6	27900	97.2,97.2
80	28.43	26.14	17.00	25.80	28.52	25.17	15.93	25.66	70- 80	450.1	28350	98.8,98.8
90	0.5046	0.6485	0.7310	0.5552	0.3609	0.3367	0.2718	0.3896	80- 90	113.9	28464	99.2,99.2
100	0.9799	0.8370	0.6709	0.7925	0.8003	0.6780	0.5548	0.6907	90-100	5.381	28469	99.2,99.2
110	2.126	1.994	1.814	1.908	1.739	1.612	1.526	1.661	100-110	12.94	28482	99.3,99.3
120	3.525	3.478	3.375	3.388	3.037	2.932	2.872	3.010	110-120	24.57	28507	99.4,99.4
130	4.948	4.944	4.869	4.860	4.482	4.367	4.348	4.454	120-130	35.20	28542	99.5,99.5
140	6.247	6.176	6.061	6.094	5.844	5.618	5.537	5.673	130-140	40.90	28583	99.6,99.6
150	7.283	7.269	7.096	7.159	6.974	6.729	6.639	6.825	140-150	40.42	28623	99.8,99.8
160	8.593	8.426	8.207	8.438	8.320	8.145	7.891	8.109	150-160	34.97	28658	99.9,99.9
170	9.880	9.691	9.655	9.716	9.735	9.581	9.479	9.543	160-170	25.29	28683	100,100
180	10.40	10.19	10.29	10.18	10.40	10.19	10.28	10.18	170-180	9.485	28693	100,100
DEG	LUMINOUS INTENSITY:×10cd									UNIT:lm		

Conical surface Flux(90deg): 23352 lm

%lum = 81.4%  
 %lamp = 81.4%

Conical surface Flux(120deg): 27082 lm

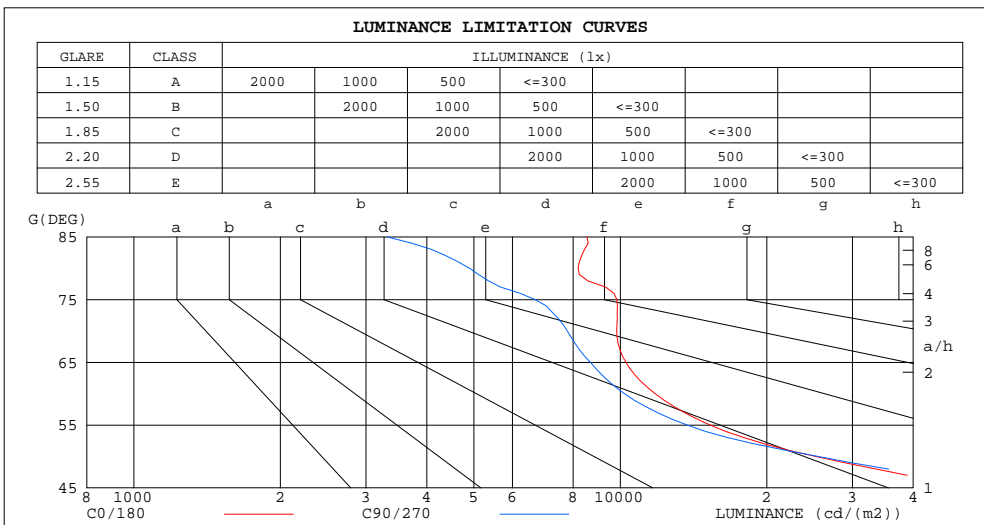
%lum = 94.4%  
 %lamp = 94.4%

C Range: 0 - 360DEG  
 C Interval: 30.0DEG  
 Test Speed: HIGH  
 Temperature:24.5DEG  
 Operators:  
 Test Date:2018-07-24

γ Range: 0 - 180DEG  
 γ Interval: 1.0DEG  
 Test System:EVERFINE GO-2000A\_V1 SYSTEM V2.0.361  
 Humidity:47.5%  
 Test Distance:10.410m [K=1.0000]  
 Remarks:

LUMINANCE LIMITATION CURVES

Test:U:230.0V I:0.8608A P:194.7W PF:0.9837 Freq:50.01Hz Lamp Flux:28692.9x1 lm		
NAME: 200W-DALI 5000K	TYPE:	WEIGHT:
SPEC.:	DIM.:	SERIAL No.:
MFR.:	SUR.:	Shielding Angle:



LUMINANCE cd/(m2)		
G (DEG)	C0/180	C90/270
85	8545	3310
80	8187	4896
75	9838	6677
70	9826	7778
65	10268	8679
60	11792	10201
55	15294	13722
50	25177	25491
45	51179	54269

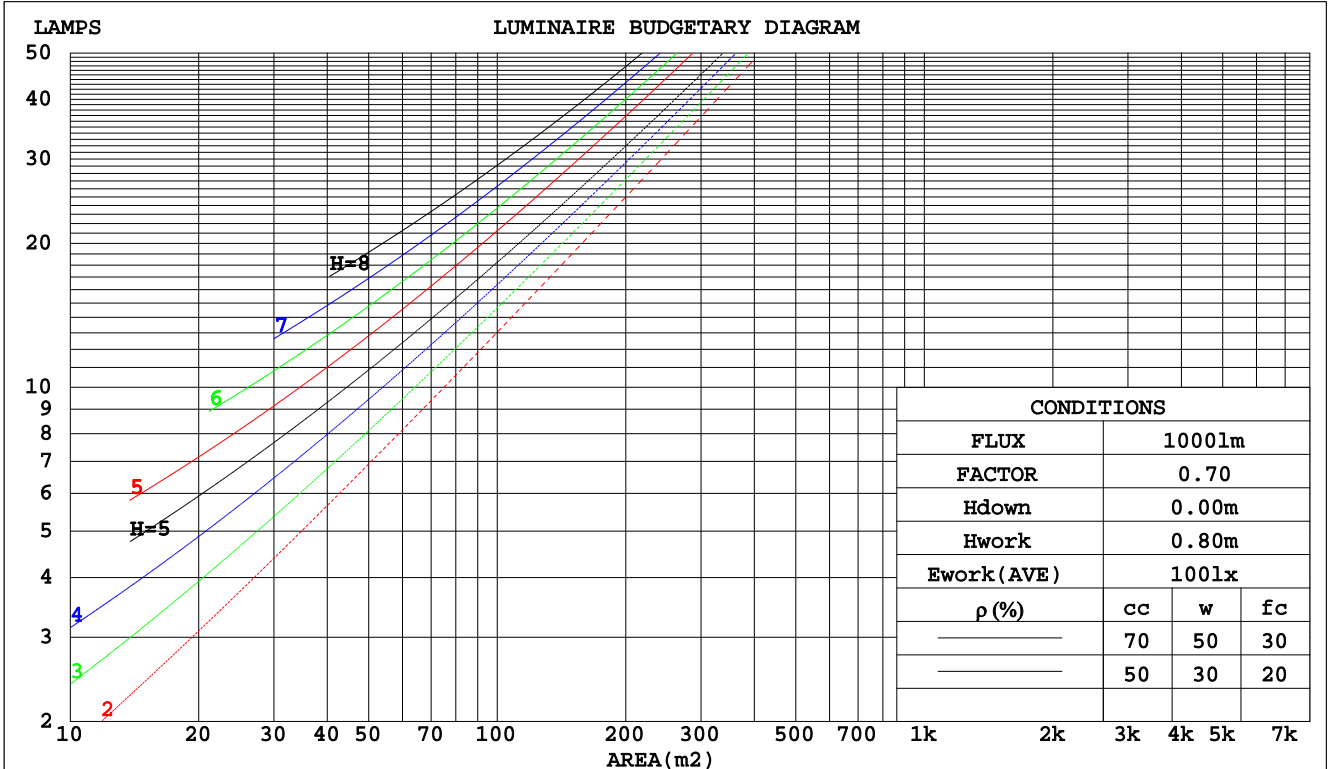
C Range: 0 - 360DEG  
 C Interval: 30.0DEG  
 Test Speed: HIGH  
 Temperature: 24.5DEG  
 Operators:  
 Test Date: 2018-07-24

γ Range: 0 - 180DEG  
 γ Interval: 1.0DEG  
 Test System: EVERFINE GO-2000A\_V1 SYSTEM V2.0.361  
 Humidity: 47.5%  
 Test Distance: 10.410m [K=1.0000]  
 Remarks:

CU AND LUMINAIRE BUDGETARY ESTIMATE DIAGRAM

Test:U:230.0V I:0.8608A P:194.7W PF:0.9837 Freq:50.01Hz Lamp Flux:28692.9x1 lm		
NAME: 200W-DALI 5000K	TYPE:	WEIGHT:
SPEC.:	DIM.:	SERIAL No.:
MFR.:	SUR.:	Shielding Angle:

pcc	80%			70%			50%			30%			10%			0
	50%	30%	10%	50%	30%	10%	50%	30%	10%	50%	30%	10%	50%	30%	10%	0
pw																
pfc	20%			20%			20%			20%			20%			0
RCR	RCR:Room Cavity Ratio															
	Coefficients of Utilization(CU)															
0.0	1.19	1.19	1.19	1.16	1.16	1.16	1.11	1.11	1.11	1.06	1.06	1.06	1.01	1.01	1.01	.99
1.0	1.08	1.05	1.02	1.06	1.03	1.00	1.01	.99	.97	.97	.96	.94	.94	.92	.91	.89
2.0	.97	.92	.88	.96	.91	.87	.92	.88	.85	.89	.86	.83	.86	.83	.81	.79
3.0	.88	.82	.77	.87	.81	.76	.84	.79	.75	.81	.77	.73	.79	.75	.72	.70
4.0	.80	.73	.67	.79	.72	.67	.76	.71	.66	.74	.69	.65	.72	.68	.64	.62
5.0	.73	.65	.60	.72	.65	.59	.70	.64	.59	.68	.62	.58	.66	.61	.58	.56
6.0	.66	.59	.53	.66	.58	.53	.64	.57	.53	.62	.56	.52	.61	.56	.52	.50
7.0	.61	.53	.48	.60	.53	.48	.59	.52	.47	.57	.51	.47	.56	.51	.47	.45
8.0	.56	.48	.43	.55	.48	.43	.54	.47	.43	.53	.47	.43	.52	.46	.42	.41
9.0	.52	.44	.39	.51	.44	.39	.50	.43	.39	.49	.43	.39	.48	.42	.38	.37
10.0	.48	.40	.36	.47	.40	.36	.46	.40	.35	.45	.39	.35	.44	.39	.35	.34



C Range: 0 - 360DEG  
 C Interval: 30.0DEG  
 Test Speed: HIGH  
 Temperature:24.5DEG  
 Operators:  
 Test Date:2018-07-24

γ Range: 0 - 180DEG  
 γ Interval: 1.0DEG  
 Test System:EVERFINE GO-2000A\_V1 SYSTEM V2.0.361  
 Humidity:47.5%  
 Test Distance:10.410m [K=1.0000]  
 Remarks:

WEC AND CCEC

Test:U:230.0V I:0.8608A P:194.7W PF:0.9837 Freq:50.01Hz Lamp Flux:28692.9x1 lm								
NAME: 200W-DALI 5000K			TYPE:			WEIGHT:		
SPEC.:			DIM.:			SERIAL No.:		
MFR.:			SUR.:			Shielding Angle:		

ρcc	80%			70%			50%			30%			10%			0
ρw	50%	30%	10%	50%	30%	10%	50%	30%	10%	50%	30%	10%	50%	30%	10%	0
ρfc	20%			20%			20%			20%			20%			0
RCR	RCR:Room Cavity Ratio						Wall Exitance Coefficients(WEC)									
0.0																
1.0	.230	.131	.041	.222	.127	.040	.209	.120	.038	.197	.114	.036	.186	.108	.035	
2.0	.222	.122	.037	.216	.119	.037	.205	.114	.035	.194	.109	.034	.184	.104	.033	
3.0	.212	.113	.034	.207	.111	.033	.197	.107	.032	.187	.103	.031	.179	.099	.031	
4.0	.201	.105	.031	.197	.103	.030	.188	.100	.030	.179	.096	.029	.172	.093	.028	
5.0	.191	.097	.028	.187	.096	.028	.179	.093	.027	.171	.090	.027	.165	.088	.026	
6.0	.181	.091	.026	.177	.089	.026	.170	.087	.025	.164	.085	.025	.157	.083	.025	
7.0	.172	.085	.024	.168	.084	.024	.162	.082	.024	.156	.080	.023	.151	.078	.023	
8.0	.163	.080	.022	.160	.079	.022	.154	.077	.022	.149	.075	.022	.144	.074	.022	
9.0	.155	.075	.021	.152	.074	.021	.147	.073	.021	.142	.071	.020	.138	.070	.020	
10.0	.147	.071	.020	.145	.070	.020	.140	.069	.019	.136	.068	.019	.132	.066	.019	

ρcc	80%			70%			50%			30%			10%			0
ρw	50%	30%	10%	50%	30%	10%	50%	30%	10%	50%	30%	10%	50%	30%	10%	0
ρfc	20%			20%			20%			20%			20%			0
RCR	RCR:Room Cavity Ratio						Ceiling Cavity Exitance Coefficients(CCEC)									
0.0	.197	.197	.197	.168	.168	.168	.115	.115	.115	.066	.066	.066	.021	.021	.021	
1.0	.181	.163	.147	.155	.140	.126	.106	.096	.087	.061	.056	.051	.020	.018	.016	
2.0	.169	.138	.113	.145	.119	.097	.099	.082	.068	.057	.048	.040	.018	.016	.013	
3.0	.160	.120	.089	.137	.104	.077	.094	.072	.054	.054	.042	.032	.017	.014	.010	
4.0	.151	.106	.072	.130	.092	.062	.089	.064	.044	.052	.037	.026	.017	.012	.009	
5.0	.144	.095	.059	.124	.082	.052	.085	.058	.036	.049	.034	.022	.016	.011	.007	
6.0	.137	.087	.050	.118	.075	.044	.081	.053	.031	.047	.031	.018	.015	.010	.006	
7.0	.131	.080	.043	.113	.069	.038	.078	.048	.027	.045	.028	.016	.015	.009	.005	
8.0	.126	.074	.038	.108	.064	.033	.075	.045	.023	.044	.026	.014	.014	.009	.005	
9.0	.121	.069	.034	.104	.060	.029	.072	.042	.021	.042	.025	.012	.014	.008	.004	
10.0	.116	.065	.030	.100	.056	.027	.069	.039	.019	.040	.023	.011	.013	.008	.004	

C Range: 0 - 360DEG  
 C Interval: 30.0DEG  
 Test Speed: HIGH  
 Temperature:24.5DEG  
 Operators:  
 Test Date:2018-07-24

γ Range: 0 - 180DEG  
 γ Interval: 1.0DEG  
 Test System:EVERFINE GO-2000A\_V1 SYSTEM V2.0.361  
 Humidity:47.5%  
 Test Distance:10.410m [K=1.0000]  
 Remarks:

UGR(Unified Glare Rating) Table

Test:U:230.0V I:0.8608A P:194.7W PF:0.9837 Freq:50.01Hz Lamp Flux:28692.9x1 lm										
NAME: 200W-DALI 5000K					TYPE:			WEIGHT:		
SPEC.:					DIM.:			SERIAL No.:		
MFR.:					SUR.:			Shielding Angle:		
ceiling/cavity	0.7	0.7	0.5	0.5	0.3	0.7	0.7	0.5	0.5	0.3
walls	0.5	0.3	0.5	0.3	0.3	0.5	0.3	0.5	0.3	0.3
working plane	0.2	0.2	0.2	0.2	0.2	0.2	0.2	0.2	0.2	0.2
Room dimensions	Viewed crosswise					Viewed endwise				
x = 2H y = 2H	11.5	12.8	11.8	13.0	13.2	11.5	12.7	11.7	12.9	13.1
3H	11.6	12.8	11.9	13.0	13.2	11.5	12.6	11.8	12.9	13.1
4H	11.7	12.8	12.0	13.0	13.3	11.5	12.6	11.8	12.8	13.1
6H	11.7	12.7	12.1	13.0	13.3	11.5	12.5	11.8	12.7	13.0
8H	11.8	12.7	12.1	13.0	13.3	11.4	12.4	11.8	12.7	13.0
12H	11.8	12.7	12.1	13.0	13.3	11.4	12.3	11.8	12.6	12.9
4H 2H	11.4	12.4	11.7	12.7	13.0	11.3	12.4	11.6	12.7	12.9
3H	11.6	12.5	11.9	12.8	13.1	11.4	12.4	11.8	12.7	13.0
4H	11.8	12.6	12.1	12.9	13.2	11.5	12.3	11.9	12.7	13.0
6H	11.9	12.6	12.3	13.0	13.3	11.5	12.3	11.9	12.6	13.0
8H	11.9	12.6	12.4	13.0	13.4	11.5	12.2	11.9	12.6	13.0
12H	12.0	12.6	12.4	13.0	13.4	11.5	12.1	11.9	12.5	12.9
8H 4H	11.7	12.4	12.1	12.8	13.2	11.5	12.2	11.9	12.5	12.9
6H	11.9	12.5	12.4	12.9	13.3	11.6	12.1	12.0	12.5	13.0
8H	12.0	12.5	12.5	13.0	13.4	11.6	12.1	12.1	12.5	13.0
12H	12.1	12.5	12.6	13.0	13.5	11.6	12.0	12.1	12.5	12.9
12H 4H	11.7	12.3	12.1	12.7	13.1	11.5	12.1	11.9	12.5	12.9
6H	11.9	12.4	12.4	12.8	13.3	11.6	12.1	12.0	12.5	13.0
8H	12.0	12.5	12.5	12.9	13.4	11.6	12.0	12.1	12.5	13.0
Variations with the observer position at spacings:										
S = 1.0H	+ 1.8 / - 3.1					+ 2.0 / - 3.9				
1.5H	+ 2.5 / - 3.1					+ 2.7 / - 3.8				
2.0H	+ 4.2 / - 1.9					+ 5.0 / - 2.8				

CIE Pub.117, 28693 lm Total Lamp Luminous Flux Correct (8log(F/F0) = 11.7)

C Range: 0 - 360DEG  
 C Interval: 30.0DEG  
 Test Speed: HIGH  
 Temperature:24.5DEG  
 Operators:  
 Test Date:2018-07-24

γ Range: 0 - 180DEG  
 γ Interval: 1.0DEG  
 Test System:EVERFINE GO-2000A\_V1 SYSTEM V2.0.361  
 Humidity:47.5%  
 Test Distance:10.410m [K=1.0000]  
 Remarks:

**UTILIZATION FACTORS TABLE**

Test:U:230.0V I:0.8608A P:194.7W PF:0.9837 Freq:50.01Hz Lamp Flux:28692.9x1 lm		
NAME: 200W-DALI 5000K	TYPE:	WEIGHT:
SPEC.:	DIM.:	SERIAL No.:
MFR.:	SUR.:	Shielding Angle:

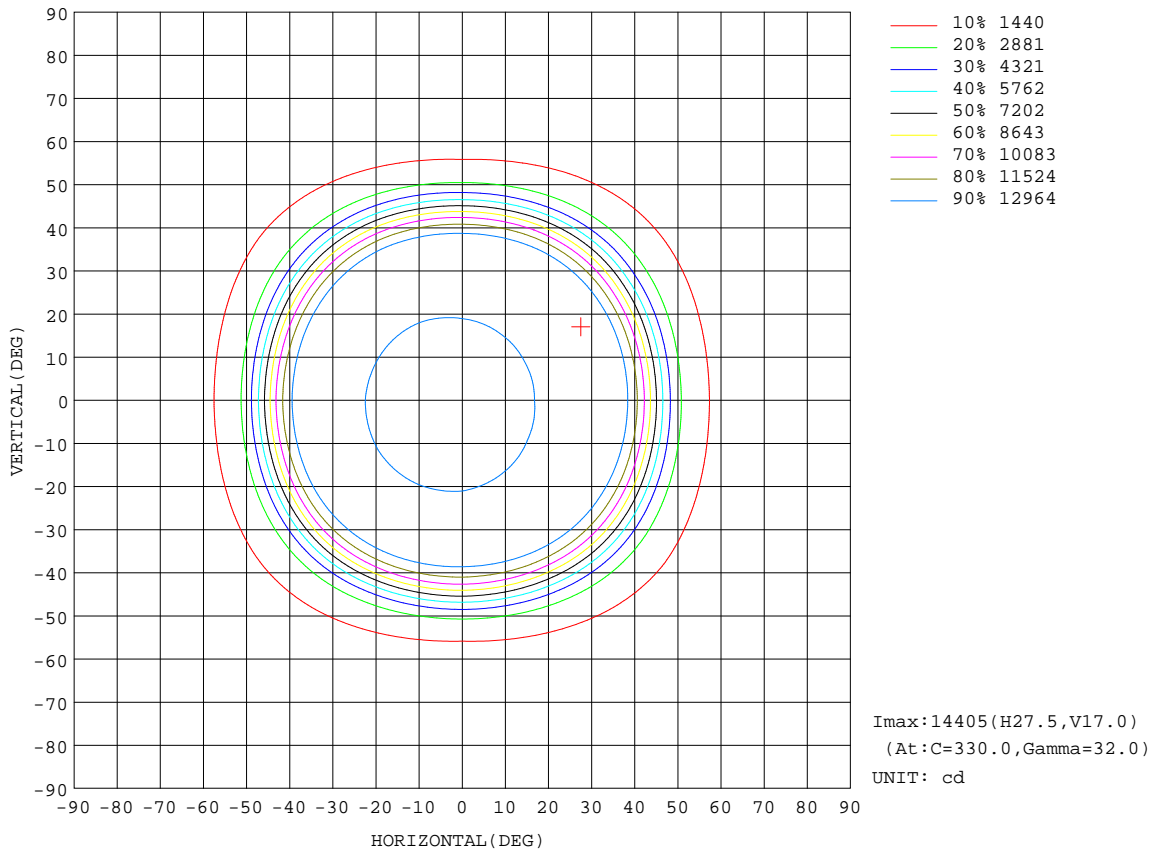
REFLECTANCE										
Ceiling	0.8	0.8	0.8	0.7	0.7	0.7	0.5	0.5	0.5	0
Walls	0.7	0.5	0.3	0.7	0.5	0.3	0.7	0.5	0.3	0
Working plane	0.2	0.2	0.2	0.2	0.2	0.2	0.2	0.2	0.2	0
ROOM INDEX	UTILIZATION FACTORS(PERCENT) $k(RI) \times RCR = 5$									
k = 0.60	72	63	57	71	62	57	70	62	57	52
0.80	81	73	67	80	72	67	79	71	67	61
1.00	89	80	75	87	80	75	86	80	74	69
1.25	94	87	82	93	86	81	91	85	81	75
1.50	98	91	87	97	91	86	94	89	85	79
2.00	103	97	93	101	96	92	98	94	90	84
2.50	106	100	96	104	99	95	100	96	93	86
3.00	108	103	99	106	102	98	102	99	96	88
4.00	110	107	103	108	105	102	104	101	99	91
5.00	112	109	106	110	107	104	105	103	101	92
ROOM INDEX	UF(total)									Direct
According to DIN EN 13032-2 2004			Suspended				SHRNOM = 1.25			

C Range: 0 - 360DEG  
 C Interval: 30.0DEG  
 Test Speed: HIGH  
 Temperature:24.5DEG  
 Operators:  
 Test Date:2018-07-24

$\gamma$  Range: 0 - 180DEG  
 $\gamma$  Interval: 1.0DEG  
 Test System:EVERFINE GO-2000A\_V1 SYSTEM V2.0.361  
 Humidity:47.5%  
 Test Distance:10.410m [K=1.0000]  
 Remarks:

ISOCANDELA DIAGRAM

Test:U:230.0V I:0.8608A P:194.7W PF:0.9837 Freq:50.01Hz Lamp Flux:28692.9x1 lm		
NAME: 200W-DALI 5000K	TYPE:	WEIGHT:
SPEC.:	DIM.:	SERIAL No.:
MFR.:	SUR.:	Shielding Angle:




C Range: 0 - 360DEG  
 C Interval: 30.0DEG  
 Test Speed: HIGH  
 Temperature: 24.5DEG  
 Operators:  
 Test Date: 2018-07-24

γ Range: 0 - 180DEG  
 γ Interval: 1.0DEG  
 Test System: EVERFINE GO-2000A\_V1 SYSTEM V2.0.361  
 Humidity: 47.5%  
 Test Distance: 10.410m [K=1.0000]  
 Remarks:



AAI Figure

Test:U:230.0V I:0.8608A P:194.7W PF:0.9837 Freq:50.01Hz Lamp Flux:28692.9x1 lm		
NAME: 200W-DALI 5000K	TYPE:	WEIGHT:
SPEC.:	DIM.:	SERIAL No.:
MFR.:	SUR.:	Shielding Angle:



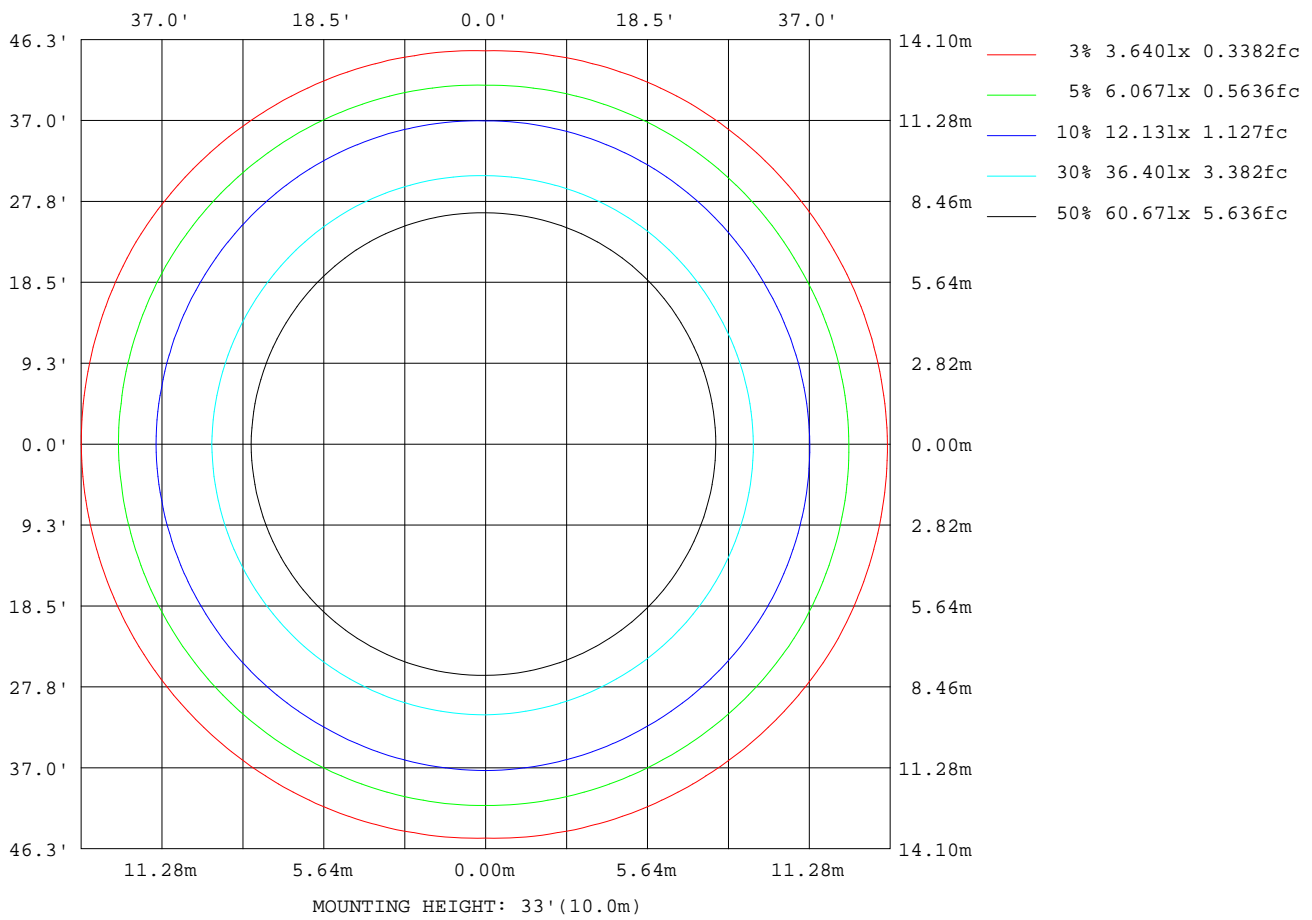
Note:The Curves indicate the illuminated area and the average illumination when the luminaire is at different distance.

C Range: 0 - 360DEG  
 C Interval: 30.0DEG  
 Test Speed: HIGH  
 Temperature:24.5DEG  
 Operators:  
 Test Date:2018-07-24

γ Range: 0 - 180DEG  
 γ Interval: 1.0DEG  
 Test System:EVERFINE GO-2000A\_V1 SYSTEM V2.0.361  
 Humidity:47.5%  
 Test Distance:10.410m [K=1.0000]  
 Remarks:

ISOLUX DIAGRAM

Test:U:230.0V I:0.8608A P:194.7W PF:0.9837 Freq:50.01Hz Lamp Flux:28692.9x1 lm		
NAME: 200W-DALI 5000K	TYPE:	WEIGHT:
SPEC.:	DIM.:	SERIAL No.:
MFR.:	SUR.:	Shielding Angle:



C Range: 0 - 360DEG  
 C Interval: 30.0DEG  
 Test Speed: HIGH  
 Temperature: 24.5DEG  
 Operators:  
 Test Date: 2018-07-24

γ Range: 0 - 180DEG  
 γ Interval: 1.0DEG  
 Test System: EVERFINE GO-2000A\_V1 SYSTEM V2.0.361  
 Humidity: 47.5%  
 Test Distance: 10.410m [K=1.0000]  
 Remarks:

LED Avg.L Report

Test:U:230.0V I:0.8608A P:194.7W PF:0.9837 Freq:50.01Hz Lamp Flux:28692.9x1 lm		
NAME: 200W-DALI 5000K	TYPE:	WEIGHT:
SPEC.:	DIM.:	SERIAL No.:
MFR.:	SUR.:	Shielding Angle:

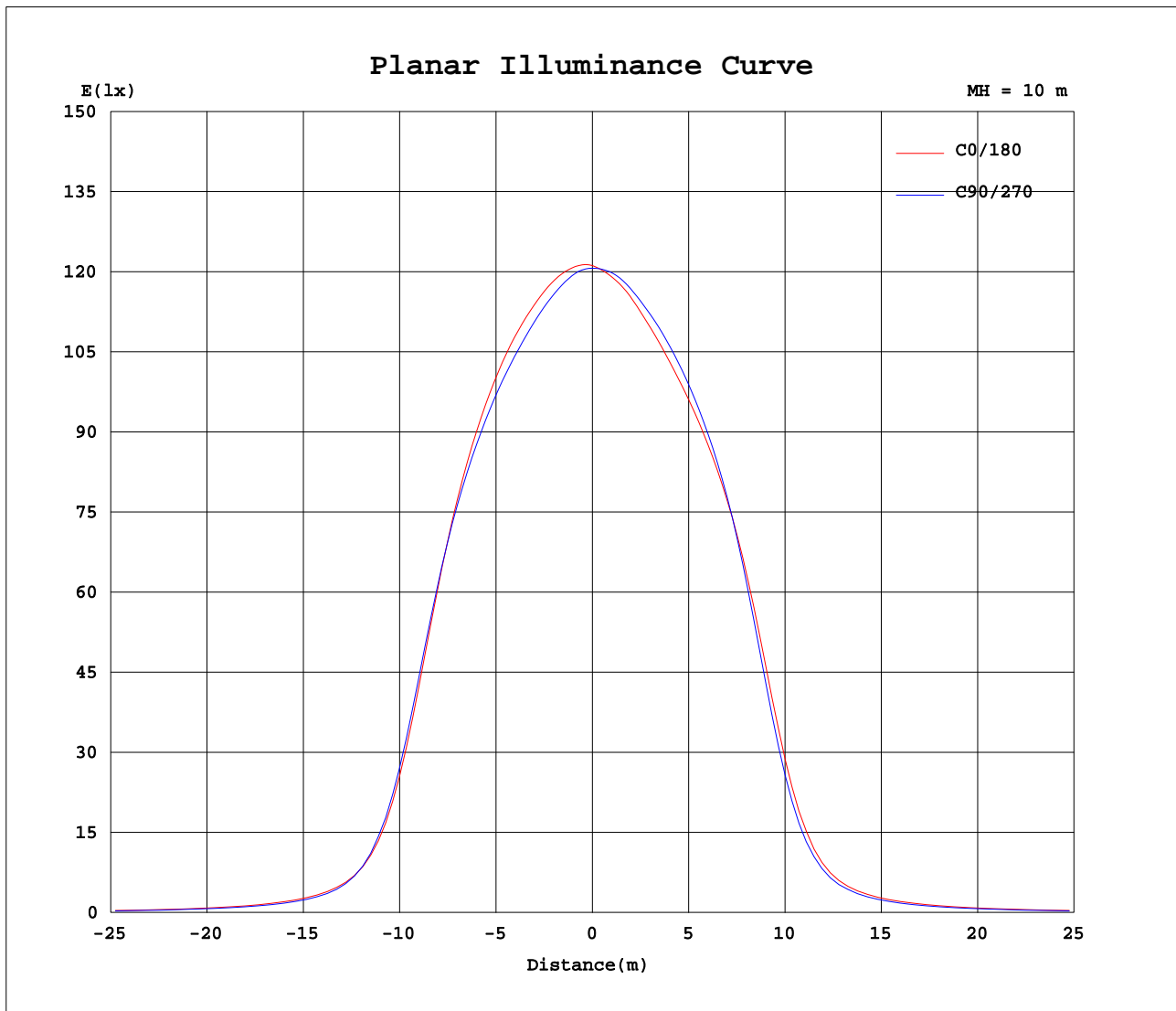
AvgL	cd/m2
L_0~180(65)av	10293
L_0~180(75)av	9765
L_0~180(85)av	8418
L_90~270(65)av	8686
L_90~270(75)av	6535
L_90~270(85)av	3042
L_45(65)av	9663
L_45(75)av	8418
L_45(85)av	5231

Standard: GB/T 29293-2012

C Range: 0 - 360DEG  
 C Interval: 30.0DEG  
 Test Speed: HIGH  
 Temperature:24.5DEG  
 Operators:  
 Test Date:2018-07-24

γ Range: 0 - 180DEG  
 γ Interval: 1.0DEG  
 Test System:EVERFINE GO-2000A\_V1 SYSTEM V2.0.361  
 Humidity:47.5%  
 Test Distance:10.410m [K=1.0000]  
 Remarks:

Planar Illuminance Curve



C Range: 0 - 360DEG  
 C Interval: 30.0DEG  
 Test Speed: HIGH  
 Temperature: 24.5DEG  
 Operators:  
 Test Date: 2018-07-24

$\gamma$  Range: 0 - 180DEG  
 $\gamma$  Interval: 1.0DEG  
 Test System: EVERFINE GO-2000A\_V1 SYSTEM V2.0.361  
 Humidity: 47.5%  
 Test Distance: 10.410m [K=1.0000]  
 Remarks:

LUMINOUS DISTRIBUTION INTENSITY DATA

Test:U:230.0V I:0.8608A P:194.7W PF:0.9837 Freq:50.01Hz Lamp Flux:28692.9x1 lm		
NAME: 200W-DALI 5000K	TYPE:	WEIGHT:
SPEC.:	DIM.:	SERIAL No.:
MFR.:	SUR.:	Shielding Angle:

Table--1

UNIT: x10cd

C(DEG) γ (DEG)	0	30	60	90	120	150	180	210	240	270	300	330							
0	1212	1209	1208	1207	1206	1205	1212	1209	1208	1207	1206	1205							
5	1224	1220	1216	1211	1206	1203	1208	1209	1211	1214	1216	1217							
10	1247	1239	1231	1223	1216	1212	1218	1221	1224	1232	1238	1241							
15	1281	1273	1261	1248	1239	1233	1237	1241	1250	1261	1272	1279							
20	1329	1319	1304	1286	1277	1271	1273	1281	1292	1307	1320	1329							
25	1385	1372	1357	1338	1330	1324	1324	1335	1348	1364	1378	1387							
30	1427	1416	1403	1386	1382	1380	1381	1393	1405	1415	1429	1434							
35	1408	1399	1395	1389	1397	1403	1404	1410	1418	1414	1420	1416							
40	1198	1196	1206	1224	1242	1259	1269	1252	1246	1215	1209	1190							
45	724	732	741	767	772	788	814	783	768	729	717	698							
50	324	332	324	328	326	337	354	345	331	311	312	308							
55	175	177	166	157	166	174	181	178	168	156	166	170							
60	118	118	106	102	106	117	120	118	108	102	107	115							
65	86.8	86.1	76.5	73.4	76.6	86.1	87.2	86.0	77.2	73.5	77.3	86.3							
70	67.2	65.3	56.7	53.2	56.3	65.1	66.7	64.9	57.0	53.0	57.1	65.8							
75	50.9	47.2	40.2	34.6	39.7	47.0	50.2	46.3	39.7	33.1	40.0	47.3							
80	28.4	29.1	23.2	17.0	22.8	28.8	28.5	28.2	22.2	15.9	22.5	28.9							
85	14.9	12.2	7.61	5.77	7.25	11.7	14.5	10.9	6.31	4.84	6.55	11.1							
90	0.50	0.63	0.67	0.73	0.59	0.52	0.36	0.37	0.30	0.27	0.36	0.42							
95	0.61	0.56	0.45	0.40	0.44	0.53	0.51	0.47	0.38	0.33	0.38	0.47							
100	0.98	0.91	0.76	0.67	0.73	0.85	0.80	0.74	0.62	0.55	0.62	0.76							
105	1.50	1.42	1.27	1.15	1.22	1.33	1.21	1.14	1.02	0.96	1.03	1.19							
110	2.13	2.06	1.93	1.81	1.86	1.95	1.74	1.67	1.55	1.53	1.59	1.73							
115	2.82	2.77	2.67	2.59	2.60	2.66	2.36	2.29	2.19	2.17	2.24	2.37							
120	3.53	3.52	3.44	3.37	3.37	3.40	3.04	2.98	2.89	2.87	2.95	3.07							
125	4.24	4.25	4.21	4.15	4.14	4.14	3.75	3.69	3.63	3.62	3.70	3.80							
130	4.95	4.96	4.93	4.87	4.87	4.85	4.48	4.40	4.33	4.35	4.41	4.50							
135	5.63	5.62	5.55	5.51	5.49	5.52	5.24	5.07	4.96	4.98	5.02	5.14							
140	6.25	6.23	6.13	6.06	6.06	6.13	5.84	5.69	5.54	5.54	5.60	5.74							
145	6.77	6.78	6.72	6.60	6.62	6.67	6.40	6.24	6.10	6.11	6.21	6.31							
150	7.28	7.29	7.25	7.10	7.13	7.19	6.97	6.80	6.66	6.64	6.78	6.87							
155	7.89	7.85	7.74	7.57	7.71	7.78	7.61	7.44	7.30	7.18	7.33	7.47							
160	8.59	8.50	8.35	8.21	8.45	8.43	8.32	8.17	8.12	7.89	8.04	8.18							
165	9.30	9.17	9.04	8.96	9.21	9.06	9.07	8.90	8.96	8.72	8.82	8.95							
170	9.88	9.72	9.66	9.66	9.80	9.63	9.73	9.53	9.64	9.48	9.50	9.59							
175	10.3	10.1	10.1	10.1	10.1	10.0	10.2	9.98	10.0	10.0	9.98	10.0							
180	10.4	10.2	10.2	10.3	10.2	10.2	10.4	10.2	10.2	10.3	10.2	10.2							

C Range: 0 - 360DEG  
 C Interval: 30.0DEG  
 Test Speed: HIGH  
 Temperature:24.5DEG  
 Operators:  
 Test Date:2018-07-24

γ Range: 0 - 180DEG  
 γ Interval: 1.0DEG  
 Test System:EVERFINE GO-2000A\_V1 SYSTEM V2.0.361  
 Humidity:47.5%  
 Test Distance:10.410m [K=1.0000]  
 Remarks: